

Toilette D

Beamer

SCHACHT 3

103 Plätze

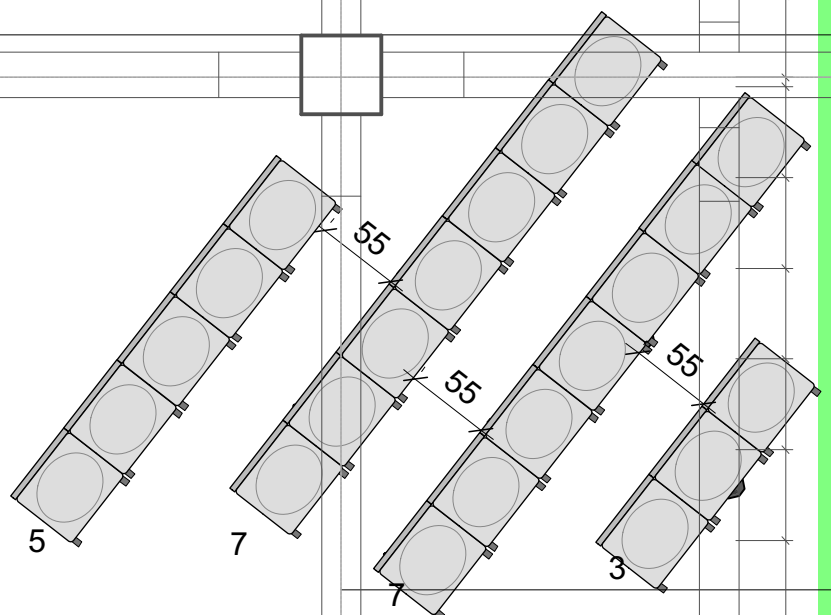
PUTZ
1.2 - 06
B: ESTRICH Fliesen 60x60 R10
D: OWA 625x625
1,21 m²
Technik

WC-BEH.
1.2 - 05
B: ESTRICH Fliesen 60x60 R10
D: OWA 625x625
F: 4,89 m²
LH = 2,50m
Wandverstärkung
UK = 1,80m ü.OKF
OK = 2,40m ü.OKF

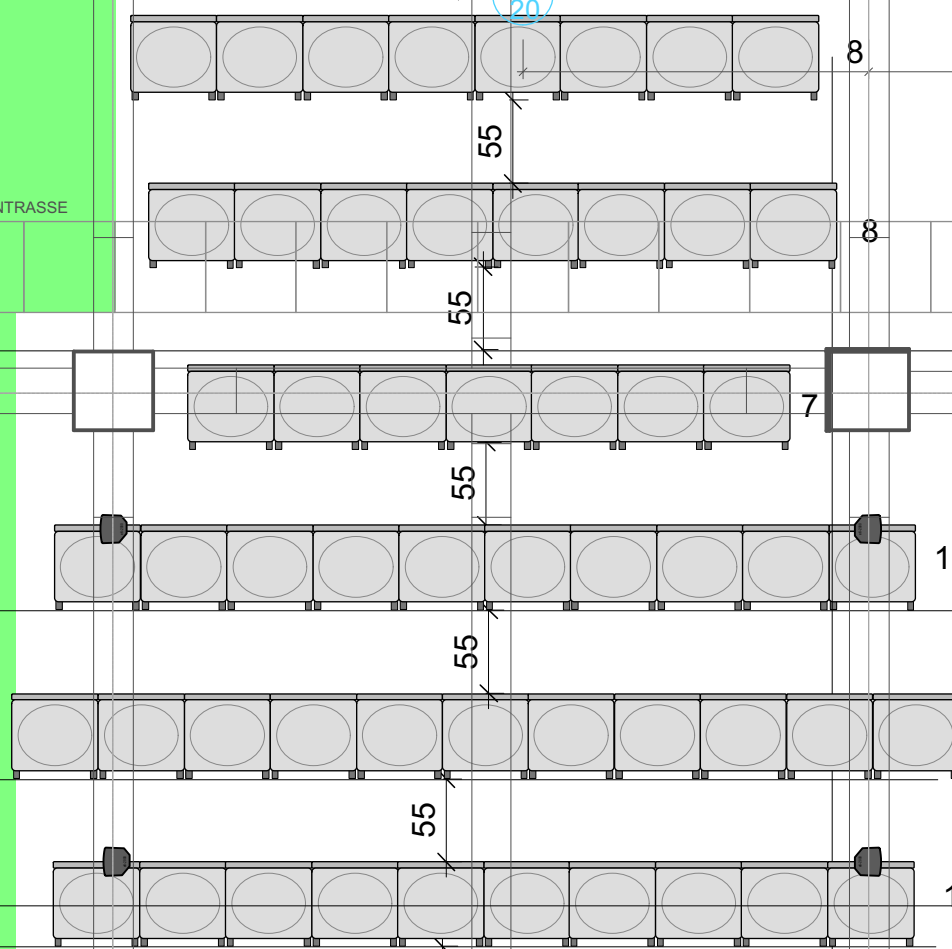
WC D
1.2 - 03
B: Estr. Fliesen 60x60 R10
D: OWA 625x625
F: 3,49 m²

VR D
1.2 - 04
B: Estr. Fliesen 60x60 R10
D: OWA 625x625
F: 3,17 m²
LH = 2,50m

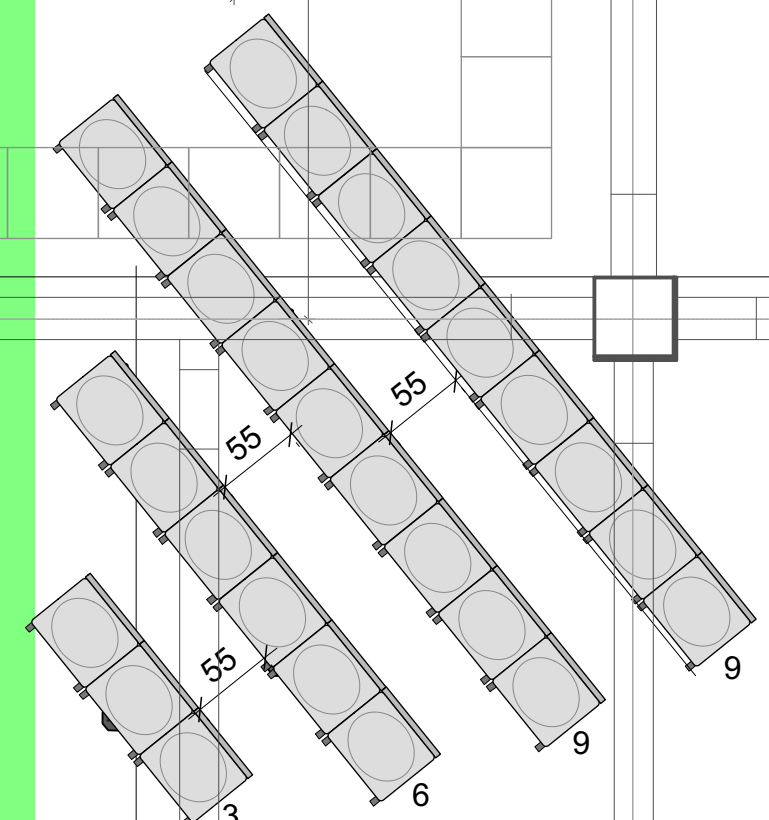
DOPPELBODENTRASSE



22 Plätze



54 Plätze



27 Plätze

Rednerpult

Leinwandwand 365*210cm

Rückwandverkleidung schwarz 10m

BT 15

BT 16

BT 17

BT 18

1,75

8

8

7

10

11

10

9

9

6

3

BT 21

BT 20

55

55

55

55

55

55

55

55

55

8

8

7

10

11

10

9

9

6

3

BT 21

BT 20

55

55

55

55

55

55

55

55

55

8

8

7

10

11

10

9

9

6

3

BT 21

BT 20

55

55

55

55

55

55

55

55

55

8

8

7

10

11

10

9

9

6

3

BT 21

BT 20

55

55

55

55

55

55

55

55

55

8

8

7

10

11

10

9

9

6

3

BT 21

BT 20

55

55

55

55

55

55

55

55

55

8

8

7

10

11

10

9

9

6

3

BT 21

BT 20

55

55

55

55

55

55

55

55

55

8

8

7

10

11

10

9

9

6

3

BT 21

BT 20

55

55

55

55

55

55

55

55

55

8

8

7

10

11

10

9

9

6

3

BT 21

BT 20

55

55

55

55

55

55

55

55

55

8

8

7

10

11

10

9

9

6

3

BT 21

BT 20

55

55

55

55

55

55

55

55

55

8

8

7

10

11

10

9

9

6

3

BT 21

BT 20

55

55

55

55

55

55

55

55

55

8

8

7

10

11

10

9

9

6

3

BT 21

BT 20

55

55

55

55

55

55

55

55

55

8

8

7

10

11

10

9

9

6

3

BT 21

BT 20

55

55

55

55

55

55

55

55

55

8

8

7

10

11

10

9

9

6

3

BT 21

BT 20

55

55

55

55

55

55

55

55

55

8

8

7

10

11

10

9

9

6

3

BT 21

BT 20

55

55

55

55

55

55

55

55

55

8

8

7

10

11

10

9

9

6

3

BT 21

BT 20

55

55